

Spotted Lanternfly

It is an invasive pest. It threatens many fruit crops and trees, hops, and flowers. Its preferred host is tree-of-heaven.

Identification

Learn how to recognize its different stages and report if you see them.




Adults

- Seen in summer and fall. 1 inch long and 1/2 inch wide.
- Grey front wings with dark spots and tips with dark lines.
- Red back wings with a white middle and black tips.

Nymphs

- Seen in spring and summer.
- Young nymphs are up to 3/8 inch and are black with white spots.
- Mature nymphs are up to 7/8 inch and are red with black and white spots.



Egg masses

- Found from fall through spring.
- Trees and outdoor surfaces with a mud like covering.



Distribution

Spotted lanternfly is established in several eastern states and spreading. It can be transported by car, rail, or air.



Impacts

Spotted lanternfly damages plants by piercing and sucking into stems, trunks, and leaves. They make large amounts of honeydew that will stick to plant and fruit surfaces. Honeydew encourages sooty mold growth which causes plant disease.

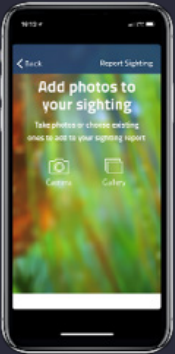


Report Sightings

If you see spotted lanternfly, take a picture, note the location, and report it.

Report to the Washington Invasive Species Council:

- Go online at invasivespecies.wa.gov or
- Open the App Store or Google Play App Store
- Download WA Invasives



Contact Us

Washington Noxious Weed Control Board

nwcb.wa.gov

360-725-5764

noxiousweeds@agr.wa.gov

Or contact your local county noxious weed control board, Washington State University Extension office, Washington Invasive Species Council, or conservation district.

Tree-of-heaven is a noxious weed and is on the plant quarantine list and should not be sold or distributed in Washington State.

For more information about tree-of-heaven and spotted lanternfly please scan the QR code with your smart phone.



WASHINGTON STATE
RECREATION AND CONSERVATION OFFICE
Washington Invasive
Species Council



Washington
State Department of
Agriculture



Washington State
Noxious Weed
Control Board



Cover: Spotted lanternfly (left image - Lawrence Barringer, Pennsylvania Dept. of Agriculture, Bugwood.org; middle, right images - Tim Haye, CABI).
First printing 2020.

Tree-Of-Heaven
and
Spotted
Lanternfly



A widespread noxious
weed hosts an invasive
insect

Tree-of-Heaven

Tree-of-heaven can crowd out native plants and damage roads and infrastructure. Its pollen can be an allergen and in rare instances can cause rashes.

Identification

- An invasive, fast-growing tree that can reach up to 65 feet.
- It can develop sideways roots to sprout stems and form thickets.
- It grows primarily in open areas, including along forests, roads, rivers, and urban areas.
- It is found all over Washington State, but is more abundant in eastern Washington.

Bark and Leaves

- Bark is smooth and gray and can have a shallow diamond-shaped pattern. It is comparable to cantaloupe skin.
- Stems have large heart-to shield-shaped leaf scars.




leaflet



Identification

- Leaves alternate on the stem with 10 to 27 leaflets.
- Leaflets are 1.5 to 6 inches long.
- Leaflets have smooth edges except on each side near base, have 1 to 3 rounded teeth, each with a gland bump underneath.
- It smells like rancid peanut butter or popcorn when crushed.



© 2006 Ben Lejler

Flowers and Seeds

- Trees have either male or female flowers.
- Flowers are small, yellow-green, and in clusters.
- Female flowers develop a single seed in the middle of an oblong, papery wing that can be slightly twisted.
- Seeds are 1 to 2 inches long, yellow-green, then turn pinkish tan and brown.
- Seeds can stay on branch tips through winter.



Jan Samanek, Phytosanitary Administration, Bugwood.org

Look-a-likes

Smooth Sumac and Staghorn Sumac

- Large shrubs with many stems.
- Leaflets with toothed edges lacking glands at base.
- Dense clusters of hairy, reddish fruits.
- Smooth sumac is native to eastern Washington and can grow up to 10 feet.
- Staghorn sumac is planted in Washington and can grow 15 to 20 feet.



Left and center images by Rod Gilbert; right image by Robert Vidéki, Doronicum Kft., Bugwood.org

Black Walnut

- Gray-black bark with narrow creases.
- Leaflets have toothed edges lacking glands at base.
- Round fruit in a green husk.



(c) 2002 Steven J. Baskauf, <http://bioimages.vanderbilt.edu>, CC by 4.0; Paul Wray, Iowa State University, Bugwood.org, 0008277; Chris Evans, University of Illinois, Bugwood.org, 5125019; Robert Vidéki, Doronicum Kft., Bugwood.org, 5396123.

Remove Tree-of-Heaven

- Whenever possible remove tree-of-heaven, especially when young.
- Do not leave stems and stumps on moist soil.
- Wear gloves and clothing to protect skin.
- Dispose of properly. Check with your county noxious weed board about disposal options.

Manual Removal:

Small plants can be dug up. This is best done when the soil is moist. Remove the roots and stumps to prevent resprouting.



Seedling image by Richard Gardner, Bugwood.org

Herbicide Application:

Time the treatment in summer to early fall. Contact your county noxious weed board for more information.

- Apply foliar spray to smaller plants.
- For larger plants, treatments such as basal bark, frill cuts, or stem injection can be used.
- Plant the area with native or non-invasive plants to shade the soil and discourage weeds.
- Check the area for several years and remove any resprouts.

Report Sightings

Reporting tree-of-heaven locations will help removal efforts.

If you see tree-of-heaven, take a picture of the leaflets, note the location, and report it.

Report to the Washington Invasive Species Council:

- Go online at invasivespecies.wa.gov or
- Open the App Store or Google Play App Store
- Download **WA Invasives**

