



2018 CLARK COUNTY FACTSHEET

WSDA Resources:

TEFAP: The Emergency Food Assistance Program provides federal USDA food and limited operational funding to emergency food providers.

Clark County Food Bank

Supporting 11 TEFAP food pantries/sites and 3 TEFAP meal programs.

Allocated Operational Funding: \$ 98,715.33

Estimated Pounds of Food: 770,903.00

Estimated Value of Food: \$ 677,579.08

Average Monthly Clients: 14,254

Average Monthly Households: 4,456

CSFP: The federal Commodity Supplemental Food Program provides a prescribed quantity of USDA food to low-income persons at least 60 years of age.

CSFP not available in this county.

Supporting 0 CSFP sponsored sites.

Allocated Operational Funding: \$ N/A

Estimated Pounds of Food: N/A

Estimated Value of Food: \$ N/A

Average Monthly Clients: N/A

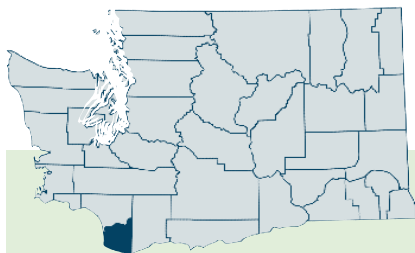
EFAP: The state Emergency Food Assistance Program provides state funding to help pay for administrative, operational and food costs of emergency food providers.

Clark County Food Bank

Supporting 19 EFAP food pantries.

Allocated Funding: \$ 253,586.26

16.2 lbs. of food per client visit compared to the state average of 17.9 lbs.

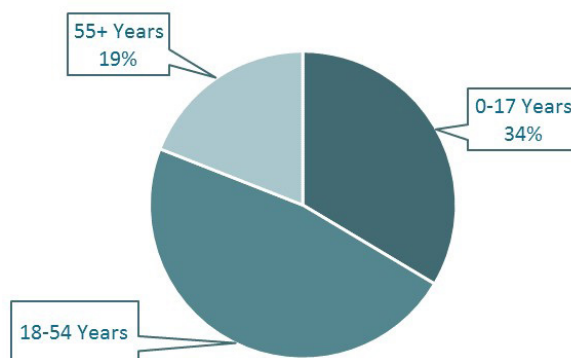


1 in 6 Clark County residents

received food from an EFAP food pantry compared to the state average of 1 in 6.

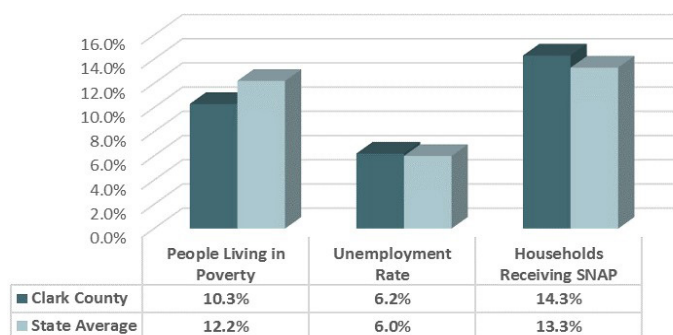
20 emergency feeding organizations are directly supported with WSDA resources.

2018 EFAP Clients by Age Group



27,940 households served; 2.8 clients per household
3.1 visits per year, per client.

5,559,829 lbs. of food distributed in
343,057 total client visits.



*For additional program information visit our website at agr.wa.gov/FoodProg/
In accordance with Federal law and U.S. Department of Agriculture policy, this institution is an equal opportunity provider.*