



2019 GARFIELD COUNTY FACTSHEET

WSDA Resources:

TEFAP: The Emergency Food Assistance Program and the Trade Mitigation Program, provide federal USDA food and limited operational funding to emergency food providers.

Blue Mountain Action Council
*supporting 1 TEFAP food pantry
and 0 TEFAP meal programs.*

Allocated Operational Funding: \$9,352
Estimated Pounds of Food: 79,081
Estimated Value of Food: \$69,501
Average Monthly Clients: 227
Average Monthly Households: 67

CSFP: The federal Commodity Supplemental Food Program provides a prescribed quantity of USDA food to low income persons at least 60 years of age.

Blue Mountain Action Council
supporting 1 CSFP sponsored site.

Allocated Operational Funding: \$840
Estimated Pounds of Food: 5,209
Estimated Value of Food: \$2,897
Average Monthly Clients: 12

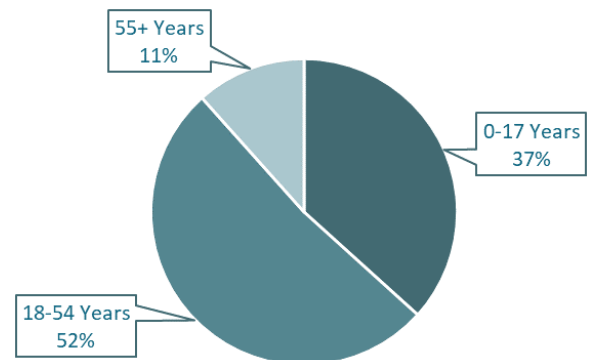
EFAP: The state Emergency Food Assistance Program provides state funding to help pay for administrative, operational and food costs of emergency food providers.

Blue Mountain Action Council
supporting 1 EFAP food pantry.

Allocated Funding: \$11,204

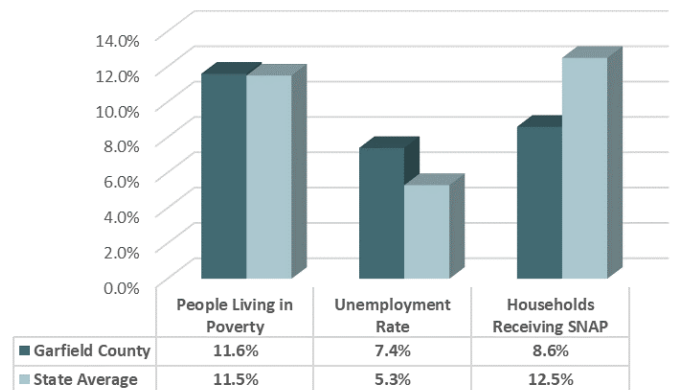
2 emergency food providers
are directly supported with WSDA resources.

2019 EFAP Clients by Age Group

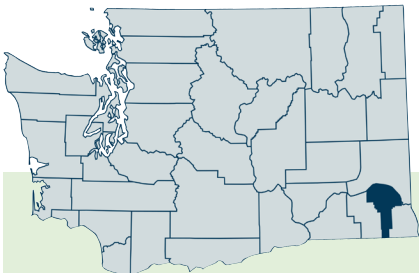


**107 households served; 3.0 clients per household;
6.6 visits per year, per EFAP client.**

42,876 lbs. of food distributed in
2,152 total EFAP client visits.



19.9 lbs. of food per EFAP client visit
compared to the state average of 18.9 lbs.



For additional program information, visit our website at: agr.wa.gov/services/food-access.

*In accordance with Federal law and U.S. Department of Agriculture policy,
this institution is an equal opportunity provider.*

1 in 7 Garfield County residents
received food from an EFAP food pantry compared to the state average of 1 in 6.