



2019 SPOKANE COUNTY FACTSHEET

WSDA Resources:

TEFAP: The Emergency Food Assistance Program and the Trade Mitigation Program, provide federal USDA food and limited operational funding to emergency food providers.

Second Harvest of the Inland Northwest
*supporting 31 TEFAP food pantries
and 7 TEFAP meal programs.*

Allocated Operational Funding: \$326,111
Estimated Pounds of Food: 2,757,510
Estimated Value of Food: \$2,423,482
Average Monthly Clients: 14,386
Average Monthly Households: 5,835

CSFP: The federal Commodity Supplemental Food Program provides a prescribed quantity of USDA food to low income persons at least 60 years of age.

Second Harvest of the Inland Northwest
supporting 30 CSFP sponsored sites.

Allocated Operational Funding: \$91,916
Estimated Pounds of Food: 569,925
Estimated Value of Food: \$316,958
Average Monthly Clients: 1,313

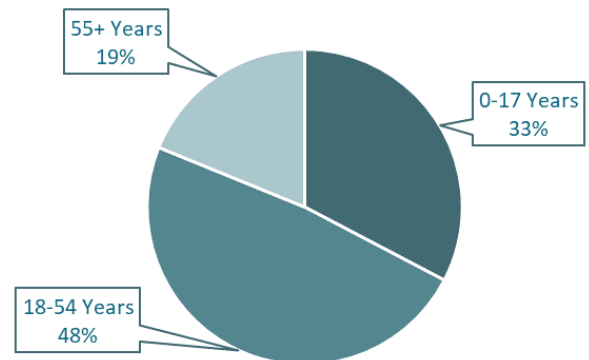
EFAP: The state Emergency Food Assistance Program provides state funding to help pay for administrative, operational and food costs of emergency food providers.

Second Harvest of the Inland Northwest
supporting 21 EFAP food pantries.

Allocated Funding: \$378,541

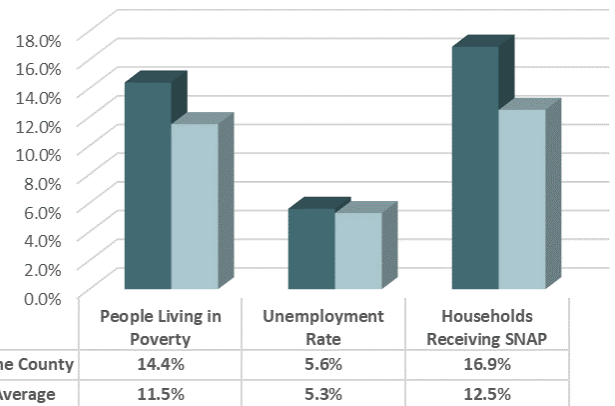
38 emergency food providers
are directly supported with WSDA resources.

2019 EFAP Clients by Age Group

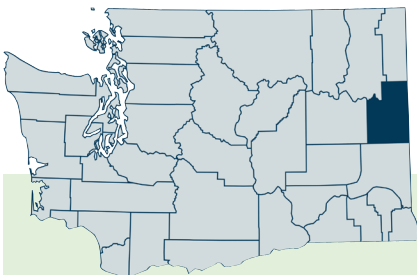


29,132 households served; **2.5** clients per household;
2.8 visits per year, per EFAP client.

8,332,651 lbs. of food distributed in
193,151 total EFAP client visits.



43.1 lbs. of food per EFAP client visit
compared to the state average of 18.9 lbs.



For additional program information, visit our website at: agr.wa.gov/services/food-access.

*In accordance with Federal law and U.S. Department of Agriculture policy,
this institution is an equal opportunity provider.*

1 in 7 Spokane County residents
received food from an EFAP food pantry compared to the state average of 1 in 6.